

Scaled data based on original data using
LM-79-08 Approved Method: Electrical and Photometric Measurements of Solid-
State Lighting Products

Test Report Prepared for
Cooper Lighting Solutions
(formerly Eaton)

Brand: STREETWORKS

Report Number: P383599

Luminaire Tested: **GAN-SA8D-735-U-T3**

Issue Date: 3/3/2020

Test Information

Test Method: LM-79-08
Report Number: P383599
TEST IS SCALED FROM IESNA LM-79-08 TEST DATA (G2-1903-205-14)
Test Lab: INNOVATION CENTER
Issue Date: 3/3/2020
Manufacturer: COOPER LIGHTING SOLUTIONS (FORMERLY EATON)
Product Line: STREETWORKS
Catalog Number: GAN-SA8D-735-U-T3
Description: GALLEON AREA AND ROADWAY LUMINAIRE
(8) 70 CRI, 3500K, 1200mA LIGHTSQUARES WITH 16 LEDS EACH AND TYPE III OPTICS
Light Source: -
Ballast/Driver: ELECTRONIC DRIVER

Summary

Lumens per Lamp: N/A
Luminaire Lumens: 57939.5 lumens
Efficiency: N/A
Efficacy: 113.4 lumens/watt
Luminous Opening: Rectangular (W 2' x L: 1' x H: 0')
IES Classification: Type III - Short
BUG Rating: B4 - U0 - G5

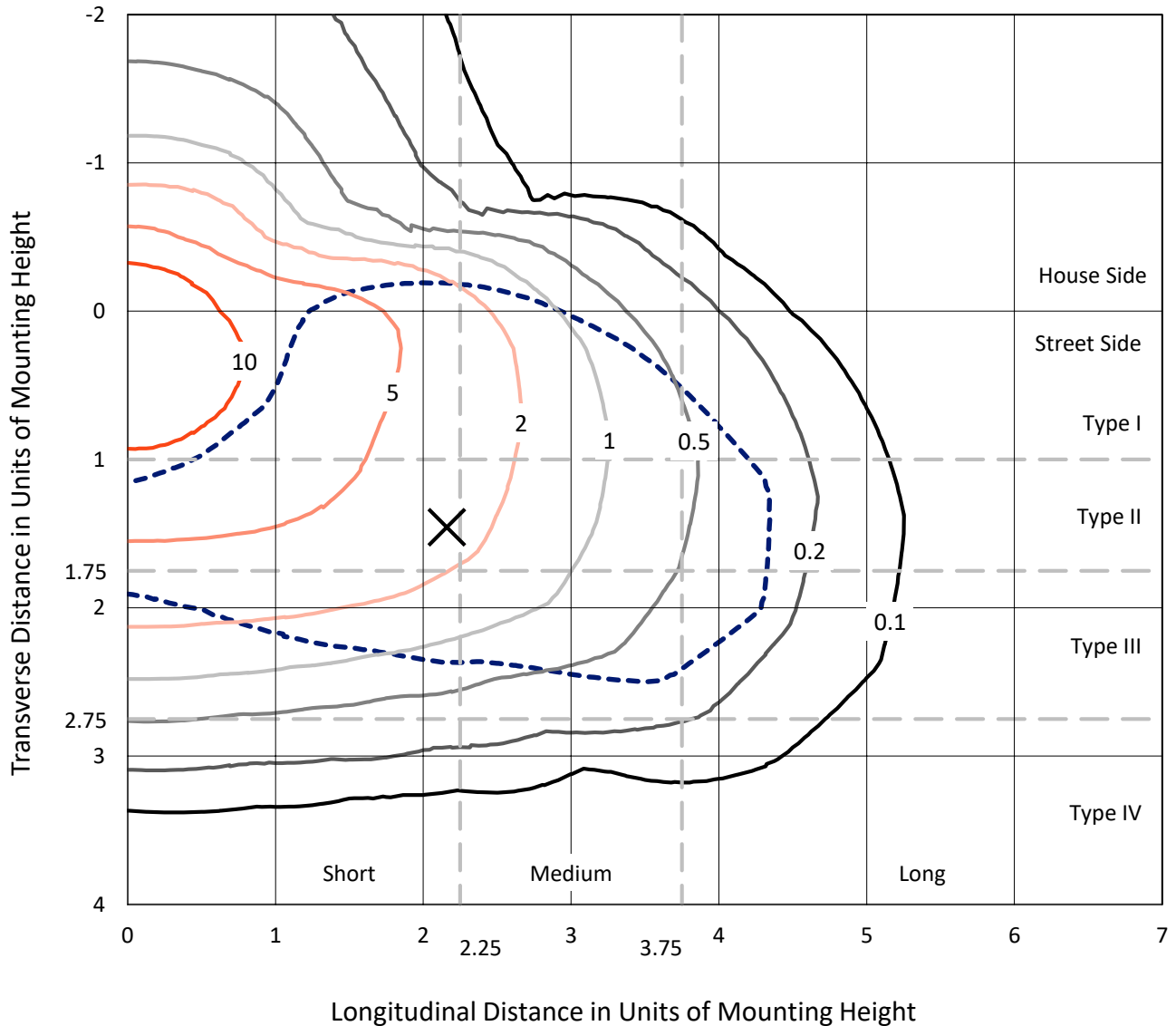
Input Watts (W): 511
Input Voltage (V): NR
Input Current (Ain): NR
Voltage Rise (V): NR
Power Factor: NR
Total Harmonic Distortion (THDi): NR
Frequency (hertz): 60
Stabilization Time: NR
Operation Time: NR
Ambient Temperature (°C): NR
Test Distance: 24 FT



REPORT NUMBER: P383599
 CATALOG NUMBER: GAN-SA8D-735-U-T3

Iso-Footcandle Lines of Horizontal Illumination

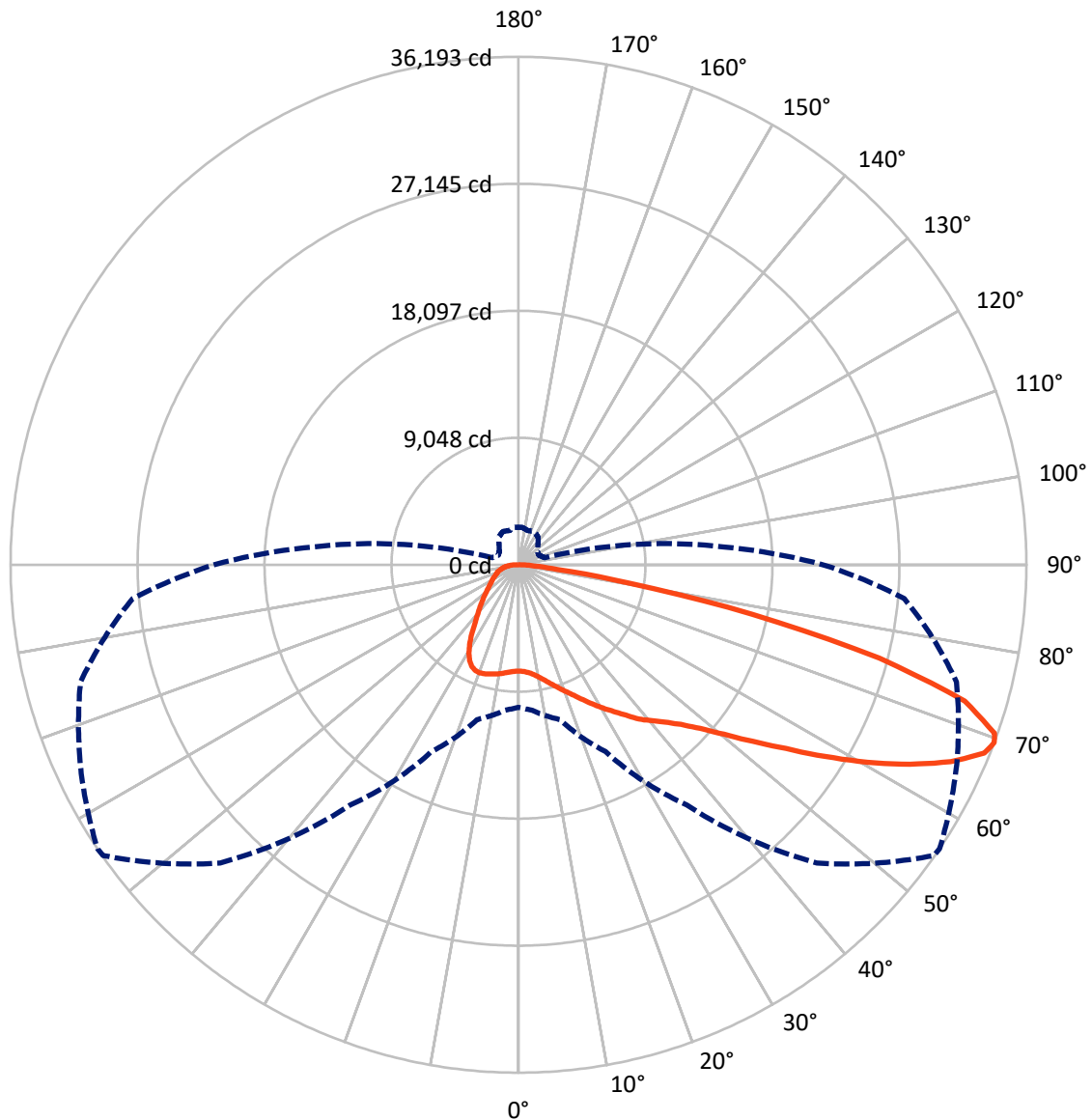
✕ Max cd
 - - - 1/2 Max cd



Based on 25 foot mounting height. Maximum calculated value = 13.2 fc
 Type III - Short - N/A

REPORT NUMBER: P383599
CATALOG NUMBER: GAN-SA8D-735-U-T3

Luminous Intensity Polar Plot



— Vertical Plane Through 56-Deg Lateral - - - Horizontal Cone Through 69-Deg Vertical

REPORT NUMBER: P383599
 CATALOG NUMBER: GAN-SA8D-735-U-T3

FLUX DISTRIBUTION:

		Downward	Upward	Total
House Side	Lumens	12903.0	0.0	12903.0
	% Fixture	22.3	0.0	22.3
Street Side	Lumens	45036.4	0.0	45036.4
	% Fixture	77.7	0.0	77.7
Total	Lumens	57939.5	0.0	57939.5
	% Fixture	100.0	0.0	100.0

ZONAL LUMENS:

Zone	Lumens	% Fixture
0°-10°	743.9	1.3
10°-20°	2392.3	4.1
20°-30°	4176.0	7.2
30°-40°	5998.7	10.4
40°-50°	8301.8	14.3
50°-60°	12163.3	21.0
60°-70°	14829.4	25.6
70°-80°	8198.6	14.2
80°-90°	1135.5	2.0
90°-100°	0.0	0.0
100°-110°	0.0	0.0
110°-120°	0.0	0.0
120°-130°	0.0	0.0
130°-140°	0.0	0.0
140°-150°	0.0	0.0
150°-160°	0.0	0.0
160°-170°	0.0	0.0
170°-180°	0.0	0.0
0°-90°	57939.5	100.0
0°-180°	57939.5	100.0

Coefficient of Utilization

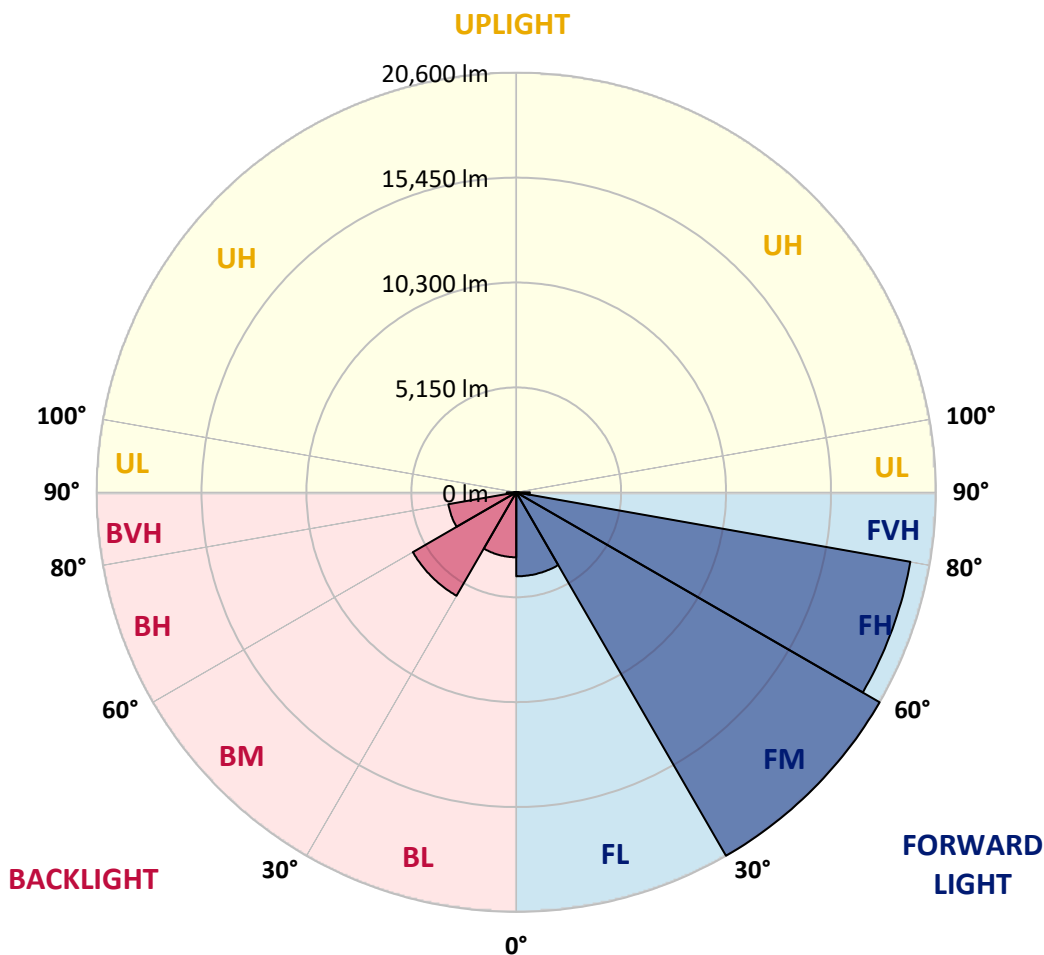


REPORT NUMBER: P383599
 CATALOG NUMBER: GAN-SA8D-735-U-T3

LUMINAIRE CLASSIFICATION SYSTEM LUMEN TABLE AND BUG RATING:

Zone	Lumens	% Fixture	Zone Rating/Lumen Limit		
			B	U	G
FL (0°-30°)	4123.6	7.1			
FM (30°-60°)	20599.6	35.6			
FH (60°-80°)	19644.4	33.9			G5
FVH (80°-90°)	668.8	1.2			G4/750
BL (0°-30°)	3188.6	5.5	B4/5000		
BM (30°-60°)	5864.1	10.1	B4/8500		
BH (60°-80°)	3383.6	5.8	B4/5000		G4/5000
BVH (80°-90°)	466.7	0.8			G3/500
UL (90°-100°)	0.0	0.0		U0/0	
UH (100°-180°)	0.0	0.0		U0/0	

BUG Rating: B4-U0-G5
 Type III Short





REPORT NUMBER: P383599

CATALOG NUMBER: GAN-SA8D-735-U-T3

CANDELA DISTRIBUTION (FULL):

	0°	5°	15°	25°	35°	45°	55°	56°	65°	75°	85°
0°	7574.7	7574.7	7574.7	7574.7	7574.7	7574.7	7574.7	7574.7	7574.7	7574.7	7574.7
2.5°	7622.6	7630.6	7624.6	7640.6	7622.6	7634.6	7624.6	7624.6	7618.7	7600.7	7580.7
5°	7742.4	7758.3	7748.3	7764.4	7742.4	7746.4	7728.4	7728.4	7710.4	7672.5	7632.6
7.5°	7930.0	7948.0	7940.0	7956.0	7926.0	7926.0	7902.0	7900.1	7864.1	7802.3	7756.3
10°	8153.6	8177.5	8169.5	8193.4	8169.5	8177.5	8153.6	8153.6	8105.7	8017.8	7960.0
12.5°	8478.9	8508.8	8486.9	8484.9	8474.9	8490.9	8470.9	8466.9	8423.0	8303.3	8223.4
15°	8914.0	8945.9	8900.0	8896.0	8840.2	8834.1	8834.1	8828.2	8800.2	8656.5	8524.8
17.5°	9415.0	9424.9	9385.1	9321.2	9249.3	9203.4	9197.4	9213.4	9213.4	9045.7	8836.2
20°	9906.0	9924.0	9892.0	9820.2	9728.3	9660.5	9612.6	9644.5	9642.5	9442.9	9145.6
22.5°	10441.0	10482.8	10434.9	10343.2	10235.4	10159.5	10075.7	10103.6	10105.6	9860.1	9449.0
25°	11133.5	11095.6	11065.7	10935.9	10782.2	10704.4	10626.5	10654.5	10646.5	10309.2	9762.3
27.5°	11746.3	11754.3	11714.4	11576.6	11399.0	11227.4	11223.4	11241.4	11211.4	10776.2	10057.7
30°	12458.9	12462.8	12407.0	12283.2	12089.6	11868.0	11816.1	11846.1	11782.2	11219.4	10369.1
32.5°	13167.4	13187.4	13125.5	12975.8	12820.1	12550.6	12446.9	12466.8	12307.1	11672.5	10690.4
35°	13788.2	13816.2	13796.1	13696.4	13526.7	13295.1	13171.4	13159.4	12961.8	12227.3	11115.6
37.5°	14420.9	14446.8	14424.9	14341.1	14273.2	14027.7	13961.8	13961.8	13618.5	12794.2	11656.5
40°	15071.6	15111.5	15085.6	14969.8	14911.9	14800.1	14642.4	14604.5	14233.3	13474.8	12538.7
42.5°	15676.4	15728.2	15832.0	15764.2	15646.5	15662.4	15345.0	15325.1	15053.6	14480.8	13646.4
45°	16534.6	16610.5	16786.1	16734.2	16710.3	16622.4	16245.3	16227.3	16123.5	15834.1	15021.7
47.5°	17470.7	17574.6	17891.9	17901.8	18159.3	17993.7	17480.7	17418.8	17442.8	17454.8	16700.3
50°	18333.0	18446.8	18967.7	19213.3	19820.0	19855.9	19035.6	18979.7	19073.5	19349.0	18656.4
52.5°	19021.6	19165.3	19816.0	20574.4	21614.4	21909.8	20949.8	20907.8	20977.7	21452.7	20867.9
55°	19526.6	19682.3	20390.8	21772.0	23432.7	23953.6	23153.2	23113.4	23157.2	23762.0	23273.0
57.5°	19644.4	19682.3	20710.2	22578.5	24967.6	26219.1	25849.8	25770.0	25554.4	26081.4	25927.7
60°	19091.5	19243.2	20446.7	22861.9	26155.2	28452.5	28668.1	28568.3	27963.6	28394.7	28271.0
62.5°	17969.7	18241.2	19462.7	22430.7	26620.3	30276.9	31432.6	31312.8	30270.9	30550.4	29955.6
65°	16137.5	16253.2	17536.6	20943.7	26029.5	31444.6	33897.6	33837.7	32526.4	32089.2	30266.9
67.5°	12860.0	13077.6	14167.4	17836.0	23612.3	31306.8	35803.8	35797.8	33999.3	32660.1	29163.1
69°	10159.5	10385.1	11422.9	14692.4	20893.9	30047.3	36123.1	36193.0	34414.5	32312.8	27586.3
70°	8099.6	8361.1	9073.6	12375.1	18480.7	28386.7	35857.6	35983.4	34334.7	31740.0	26131.3
72.5°	3447.0	3658.7	4165.6	6379.1	11263.2	21197.2	32785.8	33260.9	32484.5	29049.4	21596.4
75°	1505.0	1570.9	1800.4	2600.8	4999.9	11536.8	25684.2	26562.4	27776.0	24554.5	16087.5
77.5°	1101.7	1129.7	1255.4	1526.9	2243.4	4357.2	16516.7	17027.7	20031.5	17867.9	9868.1
80°	852.3	872.2	970.0	1121.8	1465.0	1762.5	7532.8	7971.9	11263.2	9177.5	4109.7
82.5°	678.6	692.6	760.4	826.4	1011.9	1067.8	2500.9	2774.4	4157.6	2534.9	1087.8
85°	630.8	646.7	670.6	602.8	648.7	626.7	1081.8	1131.7	1255.4	996.0	455.1
87.5°	285.4	337.3	664.7	469.0	345.3	275.5	443.1	463.1	520.9	523.0	201.6
90°	0.0	0.0	0.0	0.0	0.0	0.0	0.0	0.0	0.0	0.0	0.0



REPORT NUMBER: P383599
 CATALOG NUMBER: GAN-SA8D-735-U-T3

CANDELA DISTRIBUTION (continued):

	90°	95°	105°	115°	125°	135°	145°	155°	165°	175°	180°
0°	7574.7	7574.7	7574.7	7574.7	7574.7	7574.7	7574.7	7574.7	7574.7	7574.7	7574.7
2.5°	7592.7	7586.7	7596.7	7572.7	7602.6	7600.7	7590.7	7594.6	7614.7	7612.6	7614.7
5°	7638.6	7634.6	7646.6	7628.6	7664.5	7676.5	7678.5	7696.4	7718.4	7724.4	7724.4
7.5°	7754.4	7754.4	7760.4	7736.4	7760.4	7758.3	7748.3	7766.3	7788.3	7790.3	7788.3
10°	7953.9	7956.0	7946.0	7884.1	7864.1	7810.3	7760.4	7762.3	7790.3	7812.2	7818.2
12.5°	8205.4	8197.4	8153.6	8039.8	7956.0	7846.1	7794.3	7792.3	7820.2	7838.2	7844.2
15°	8492.8	8470.9	8357.1	8171.5	8023.8	7916.0	7832.2	7812.2	7796.3	7776.3	7778.3
17.5°	8764.3	8714.4	8524.8	8267.3	8111.6	7967.9	7806.3	7676.5	7586.7	7534.8	7518.8
20°	9039.7	8941.9	8668.5	8357.1	8159.5	7898.0	7586.7	7323.2	7159.6	7083.7	7069.7
22.5°	9291.3	9133.5	8802.2	8450.9	8121.6	7662.5	7173.6	6790.3	6562.8	6460.9	6468.9
25°	9536.7	9317.2	8941.9	8516.8	7930.0	7247.3	6598.7	6127.6	5864.2	5750.4	5746.4
27.5°	9752.3	9502.8	9093.7	8462.9	7572.7	6656.6	5918.0	5459.0	5239.4	5141.6	5125.7
30°	9999.8	9736.3	9295.3	8257.3	7049.8	5973.9	5253.4	4930.0	4774.4	4676.6	4658.6
32.5°	10301.2	10053.7	9460.9	7884.1	6381.1	5261.4	4734.4	4508.9	4367.2	4257.5	4237.4
35°	10740.3	10472.8	9502.8	7349.2	5646.6	4698.5	4353.2	4121.7	3930.1	3788.3	3774.4
37.5°	11291.2	10997.9	9407.0	6656.6	4934.0	4333.3	4035.8	3750.4	3500.9	3301.3	3269.4
40°	12085.6	11642.5	9141.6	5858.2	4409.1	4051.9	3726.5	3401.2	3091.8	2858.3	2812.3
42.5°	13039.7	12399.0	8734.4	5063.8	4023.9	3766.4	3419.1	3015.9	2720.5	2554.9	2530.9
45°	14253.2	13185.4	8169.5	4369.1	3644.7	3481.0	3087.8	2716.5	2532.9	2411.1	2391.2
47.5°	15638.4	14067.6	7576.7	3804.3	3323.3	3213.6	2822.3	2582.8	2437.1	2341.3	2323.3
50°	17341.0	15063.6	6947.9	3341.3	3000.0	2892.2	2696.6	2508.9	2393.1	2319.3	2301.4
52.5°	19261.1	16187.3	6494.9	2976.0	2732.5	2654.6	2630.7	2469.0	2375.2	2319.3	2301.4
55°	21329.0	17331.0	6005.9	2668.6	2500.9	2522.9	2586.8	2473.0	2409.2	2341.3	2315.4
57.5°	23398.8	18512.6	5461.0	2409.2	2317.3	2425.1	2556.8	2481.0	2427.1	2361.2	2337.3
60°	25035.4	19261.1	4616.7	2191.6	2171.6	2317.3	2485.0	2421.1	2351.2	2353.3	2349.3
62.5°	25800.0	19221.2	3684.6	1998.0	2025.9	2171.6	2369.2	2327.3	2269.4	2347.2	2353.3
65°	25370.8	18263.2	2868.2	1822.3	1870.3	2020.0	2249.5	2281.4	2301.4	2451.1	2471.0
67.5°	23570.4	16398.9	2221.6	1668.6	1728.5	1916.1	2261.4	2485.0	2510.9	2668.6	2666.6
69°	21708.2	14650.4	1930.1	1588.8	1658.6	1942.1	2417.1	2614.8	2516.9	2684.6	2660.6
70°	20147.3	13267.2	1774.4	1534.9	1626.8	1988.0	2521.0	2612.7	2487.0	2630.7	2590.7
72.5°	15516.7	9544.7	1505.0	1435.1	1518.9	1902.1	2550.9	2554.9	2417.1	2445.0	2377.2
75°	10642.6	6031.9	1313.4	1299.4	1355.3	1714.5	2455.0	2441.0	2235.5	2195.6	2139.7
77.5°	5868.2	3063.9	1115.7	1169.7	1207.6	1518.9	2231.5	2211.5	2041.9	1958.0	1938.1
80°	2263.5	1341.3	942.1	1039.9	1063.8	1315.3	1956.1	1938.1	1796.4	1688.6	1658.6
82.5°	854.3	702.6	778.4	900.2	892.2	1085.8	1656.7	1646.7	1508.9	1351.3	1303.3
85°	395.2	421.2	616.8	742.5	684.6	804.4	1325.3	1343.3	1175.6	988.0	988.0
87.5°	167.7	235.5	437.1	560.9	461.1	542.9	972.1	928.1	852.3	590.8	554.9
90°	0.0	0.0	0.0	0.0	0.0	0.0	0.0	0.0	0.0	0.0	0.0

(END OF REPORT)